

HELPER SPRINGS | SWAY BARS | END LINKS | AND MORE

2024



AFTERMARKET UPGRADES - FLEET - ORIGINAL EQUIPMENT MFG - MILITARY

MADE IN
★ USA

HELLWIGPRODUCTS.COM | 1.800.367.5480





CONTENTS

HELPER SPRINGS	1-5
TRAILER HELPER SPRINGS AND TRACTION SPRINGS	7
CONTACT HELPER SPRINGS	7
SPRING SLING	7
COMPARISON GUIDE	8-9
TRUCK, RV, SUV & VAN SWAY BARS	13-18
END LINKS	20
POWERSPORTS SWAY BARS	21
CAR SWAY BARS	22-23
FRAME FX	23

THE WORLD IS YOUR PLAYGROUND

Don't let your hauler be the holdup. Explore the uncharted with confidence when you bring your toys out to play. With adventure around every corner, we've got you and your cargo covered with our **FORGED SWAY BARS** and **STEEL HELPER SPRINGS**.



1-800-367-5480
HELLWIGPRODUCTS.COM

YEAR	APPLICATION	EZ-550		EZ-980		EZ-1000		PRO-SERIES		LOAD PRO (LP-25 and LP-35 Require Install Kit)					
		NOTES		NOTES		NOTES		NOTES		LP-15	NOTES	LP-25	NOTES	LP-35	NOTES
DODGE/RAM															
70-03	B100, B150	N/A	991	S	N/A		N/A			N/A		2510		3510	
	Install Kit (Required in addition to spring kit for LP-25 and LP-35 only)			2-1/2" Wide Springs								25250		25250	
	Install Kit (Required in addition to spring kit for LP-25 and LP-35 only)			3" Wide Springs								25300		25300	
70-03	B200, B300, B400	N/A	991	S	N/A		N/A			N/A		2510		3510	
	Install Kit (Required in addition to spring kit for LP-25 and LP-35 only)			2-1/2" Wide Springs								25250		25250	
	Install Kit (Required in addition to spring kit for LP-25 and LP-35 only)			3" Wide Springs								25300		25300	
70-85	B, MB, F300-F400	N/A	N/A		N/A		N/A			N/A		9510		3510	
	Install Kit (Required in addition to spring kit for LP-25 and LP-35 only)											25300		25300	
86-98	B350 Cutaway Chassis	N/A	N/A		N/A		N/A			N/A		9510		9511	
	Install Kit (Required in addition to spring kit for LP-25 and LP-35 only)											25300		25300	
70-93	D100 2wd Pickup	N/A	991	S	N/A		61902	SSS		N/A		N/A		N/A	
70-93	W150 4wd Pickup	N/A	991	S	N/A		61902	SSS		N/A		2510		3510	
	Install Kit (Required in addition to spring kit for LP-25 and LP-35 only)			2-1/2" Wide Springs								25250		25250	
	Install Kit (Required in addition to spring kit for LP-25 and LP-35 only)			3" Wide Springs								25300		25300	
94-02	1500 2wd/4wd Pickup	N/A	994		N/A		61902	SSS		N/A		2520		3520	
	Install Kit (Required in addition to spring kit for LP-25 and LP-35 only)			2-1/2" Wide Springs								25250		25250	
	Install Kit (Required in addition to spring kit for LP-25 and LP-35 only)			3" Wide Springs								25300		25300	
03-08	1500 2wd/4wd Pickup except Mega Cab	N/A	982	L	N/A		61901	SSS		N/A		2527		3527	
	Install Kit (Required in addition to spring kit for LP-25 and LP-35 only)			2-1/2" Wide Springs								25250		25250	
	Install Kit (Required in addition to spring kit for LP-25 and LP-35 only)			3" Wide Springs								25300		25300	
03-08	1500 2wd/4wd Pickup Mega Cab	N/A	982	L	N/A		61901	SSS		N/A		2527		3527	
	Install Kit (Required in addition to spring kit for LP-25 and LP-35 only)			2-1/2" Wide Springs								25250		25250	
	Install Kit (Required in addition to spring kit for LP-25 and LP-35 only)			3" Wide Springs								25300		25300	
70-93	D200 2wd Pickup	N/A	N/A		N/A		61902	SSS		N/A		N/A		N/A	
70-93	D300 2wd Pickup	N/A	N/A		N/A		61902	SSS		N/A		N/A		N/A	
70-93	W250 4wd Pickup	N/A	N/A		N/A		61902	SSS		N/A		2510		3510	
	Install Kit (Required in addition to spring kit for LP-25 and LP-35 only)			2-1/2" Wide Springs								25250		25250	
	Install Kit (Required in addition to spring kit for LP-25 and LP-35 only)			3" Wide Springs								25300		25300	
94-02	2500 2wd/4wd Pickup	N/A	N/A		N/A		61902	V,SSS		N/A		2520	V	3520	V
	Install Kit (Required in addition to spring kit for LP-25 and LP-35 only)			2-1/2" Wide Springs								25250		25250	
	Install Kit (Required in addition to spring kit for LP-25 and LP-35 only)			3" Wide Springs								25300		25300	
03-12	2500 2wd/4wd Pickup	N/A	N/A		N/A		61901	V,SSS		N/A		2527	V	3527	V
	Install Kit (Required in addition to spring kit for LP-25 and LP-35 only)			2-1/2" Wide Springs								25250		25250	
	Install Kit (Required in addition to spring kit for LP-25 and LP-35 only)			3" Wide Springs								25300		25300	
2013	2500 2wd/4wd Pickup	N/A	N/A		N/A		61607			N/A		2527	V	3527	V
	Install Kit (Required in addition to spring kit for LP-25 and LP-35 only)			2-1/2" Wide Springs								25250		25250	
	Install Kit (Required in addition to spring kit for LP-25 and LP-35 only)			3" Wide Springs								25300		25300	
03-13	3500 2wd/4wd Pickup incl Dually	N/A	N/A		N/A		61901	V,SSS		N/A		2527	V	3527	V
	Install Kit (Required in addition to spring kit for LP-25 and LP-35 only)			2-1/2" Wide Springs								25250		25250	
	Install Kit (Required in addition to spring kit for LP-25 and LP-35 only)			3" Wide Springs								25300		25300	
14-22	3500 2wd Pickup incl Dually	N/A	N/A		N/A		61901	C,SSS		N/A		2527	C	3527	C
	Install Kit (Required in addition to spring kit for LP-25 and LP-35 only)			2-1/2" Wide Springs								25250		25250	
	Install Kit (Required in addition to spring kit for LP-25 and LP-35 only)			3" Wide Springs								25300		25300	
14-22	3500 4wd Pickup incl Dually	N/A	N/A		N/A		61901	C,SSS		N/A		2527	C	3527	C
	Install Kit (Required in addition to spring kit for LP-25 and LP-35 only)			2-1/2" Wide Springs								25250		25250	
	Install Kit (Required in addition to spring kit for LP-25 and LP-35 only)			3" Wide Springs								25300		25300	
16-22	3500 Cab and Chassis 2wd/4wd	N/A	N/A		N/A		N/A			N/A		2527	C	3527	C
	Install Kit (Required in addition to spring kit for LP-25 and LP-35 only)			3" Wide Springs								25300		25300	
90-04	Dakota Pickup 2wd w/ Rear ABS Only	550	N/A		1250		N/A			1515		N/A		N/A	
	Not for use with rear proportioning valve														
90-04	Dakota Pickup 4wd w/ Rear ABS Only	550	N/A		N/A		N/A			815	R	N/A		N/A	
	Not for use with rear proportioning valve														
05-11	Dakota Pickup 2wd/4wd	550	N/A		1250		N/A			1515		N/A		N/A	
97-03	Durango 2wd/4wd	550	N/A		N/A		N/A			815	R	N/A		N/A	
14-21	ProMaster 1500, 2500, 3500	N/A	9665	F	N/A		N/A			N/A		N/A		N/A	
04-16	Sprinter 2500, 3500 Van 2wd/4wd multi leaf application only	N/A	N/A		N/A		N/A			N/A		2551		3551	
	Install Kit (Required in addition to spring kit for LP-25 and LP-35 only)			3" Wide Springs								25351		25351	
17-19	Sprinter 2500, 3500 Van 2wd/4wd multi leaf application only	N/A	N/A		N/A		61614	SSS		N/A		N/A		N/A	
84-06	Voyager, Caravan	550	N/A		1250		N/A			N/A		N/A		N/A	

HELPER SPRINGS

FOOTNOTES		
C	Must remove factory contact overload contact springs or use contact overload helper	R Rear half only due to clearance
D	Requires drilling	S Can also use Step Bracket Style Leaf 1801 for 2.5" wide springs and 1803 for 3.0" wide springs
F	Special design leaf pack, call for more details	V Must remove factory overload contact springs - removal of contact overload springs may require U-bolt and center bolt replacement
L	Step bracket style leaf	
P	Leaf and Mounting Kit packaged together	SSS Includes Silent Support System (SSS) bushings



WARNING

This product can expose you to chemicals which are known to the State of California to cause cancer, birth defects and/or reproductive harm.
For more information go to www.P65Warnings.ca.gov.

YEAR	APPLICATION	EZ-550		EZ-990		EZ-1000		PRO-SERIES		LOAD PRO (LP-25 and LP-35 Require Install Kit)					
		NOTES		NOTES		NOTES		NOTES		LP-15	NOTES	LP-25	NOTES	LP-35	NOTES
FORD															
66-96	Bronco (not Bronco II)	N/A	991	S	N/A	61902	SSS	N/A	2510	3510					
	Install Kit (Required in addition to spring kit for LP-25 and LP-35 only)		2-1/2" Wide Springs						25250	25250					
	Install Kit (Required in addition to spring kit for LP-25 and LP-35 only)		3" Wide Springs						25300	25300					
75-14	E150 Van	N/A	991	S	N/A	N/A		N/A	2510	3510					
	Install Kit (Required in addition to spring kit for LP-25 and LP-35 only)		2-1/2" Wide Springs						25250	25250					
	Install Kit (Required in addition to spring kit for LP-25 and LP-35 only)		3" Wide Springs						25300	25300					
75-98	E250, E350 Van	N/A	N/A		N/A	N/A		N/A	2510	3510					
	Install Kit (Required in addition to spring kit for LP-25 and LP-35 only)		2-1/2" Wide Springs						25250	25250					
	Install Kit (Required in addition to spring kit for LP-25 and LP-35 only)		3" Wide Springs						25300	25300					
75-98	E350 Cutaway Chassis	N/A	N/A		N/A	N/A		N/A	9510	9511					
	Install Kit (Required in addition to spring kit for LP-25 and LP-35 only)								25300	25300					
99-14	E250, E350 Van	N/A	N/A		N/A	N/A		N/A	2510	3510					
	Install Kit (Required in addition to spring kit for LP-25 and LP-35 only)		3" Wide Springs						25335	25335					
99-22	E350 Cutaway Chassis (Dual Wheel)	N/A	N/A		N/A	N/A		N/A	9510	9511					
	Install Kit (Required in addition to spring kit for LP-25 and LP-35 only)		3" Wide Springs						25335	25335					
97-22	E40, E-450 with 5 Leaf Stack	N/A	N/A		N/A	N/A		N/A	N/A	9640	P				
97-22	E40, E-450 with 11 Leaf Stack	N/A	N/A		N/A	N/A		N/A	N/A	9645	P				
00-05	Excursion 2wd/4wd	N/A	1902	F	N/A	N/A	F,SSS	N/A	N/A	N/A					
00-01	Explorer Sport Trac w/o composite (plastic) leaf	550	N/A		1250	N/A		1515	N/A	N/A					
65-72	F100 Pickup 2wd	N/A	991	S	N/A	61902	SSS	N/A	N/A	N/A					
67-72	F100 Pickup 4wd	N/A	991	S	N/A			N/A	2510	N/A					
	Install Kit (Required in addition to spring kit for LP-25 and LP-35 only)		2-1/2" Wide Springs						25250						
	Install Kit (Required in addition to spring kit for LP-25 and LP-35 only)		3" Wide Springs						25300						
73-96	F100, F150 Pickup 2wd/4wd	N/A	991	S	N/A	61902	SSS	N/A	2510	3510					
	Install Kit (Required in addition to spring kit for LP-25 and LP-35 only)		2-1/2" Wide Springs						25250	25250					
	Install Kit (Required in addition to spring kit for LP-25 and LP-35 only)		3" Wide Springs						25300	25300					
97-03	F150 Pickup 2wd/4wd (except SuperCrew)	N/A	991	S	N/A	61903	SSS	N/A	2520	N/A					
	Install Kit (Required in addition to spring kit for LP-25 and LP-35 only)		2-1/2" Wide Springs						25250						
	Install Kit (Required in addition to spring kit for LP-25 and LP-35 only)		3" Wide Springs						25300						
01-03	F150 Pickup Super Crew 2wd	N/A	N/A		N/A	61903	SSS	N/A	2520	N/A					
	Install Kit (Required in addition to spring kit for LP-25 and LP-35 only)		2-1/2" Wide Springs						25250						
	Install Kit (Required in addition to spring kit for LP-25 and LP-35 only)		3" Wide Springs						25300						
01-03	F150 Pickup Super Crew 4wd	N/A	N/A		N/A	61903	SSS	N/A	2510	N/A					
	Install Kit (Required in addition to spring kit for LP-25 and LP-35 only)		2-1/2" Wide Springs						25250						
	Install Kit (Required in addition to spring kit for LP-25 and LP-35 only)		3" Wide Springs						25300						
2004	F150 Pickup 2wd/4wd Heritage Edition	N/A	991	S	N/A	61903	SSS	N/A	2520	N/A					
	Install Kit (Required in addition to spring kit for LP-25 and LP-35 only)		2-1/2" Wide Springs						25250						
	Install Kit (Required in addition to spring kit for LP-25 and LP-35 only)		3" Wide Springs						25300						
04-08	F150 Pickup 2wd (except Heritage Edition)	N/A	984	L	N/A	61607	SSS	N/A	N/A	N/A					
09-14	F150 Pickup 2wd/4wd	N/A	989	L	N/A	61902	SSS	N/A	N/A	N/A					
10-14	Raptor Pickup 4wd	N/A	975	L	N/A	61916	SSS								
15-20	F150 Pickup 2wd/4wd	N/A	978	L	N/A	61607	SSS	N/A	N/A	N/A					
17-20	Raptor Pickup 4wd	N/A	975	L	N/A	61916	SSS	N/A	N/A	N/A					
21-22	F150 Pickup 2wd/4wd w/ 3 leaf springs Does not fit vehicles with 2 leaf springs or adaptive headlights														
65-72	F250 Pickup 2wd	N/A	991	S	N/A	61902	V,SSS	N/A	N/A	N/A					
73-76	F250 Pickup 2wd	N/A	N/A		N/A	61902	V,SSS	N/A	2510	V	3510	V			
	Install Kit (Required in addition to spring kit for LP-25 and LP-35 only)		2-1/2" Wide Springs						25250	25250					
	Install Kit (Required in addition to spring kit for LP-25 and LP-35 only)		3" Wide Springs						25300	25300					
77-79	F250 Pickup 2wd	N/A	N/A		N/A	61902	V,SSS	N/A	2520	V	3520	V			
	Install Kit (Required in addition to spring kit for LP-25 and LP-35 only)		2-1/2" Wide Springs						25250	25250					
	Install Kit (Required in addition to spring kit for LP-25 and LP-35 only)		3" Wide Springs						25300	25300					
67-79	F250 Pickup 4wd	N/A	N/A		N/A	61902	V,SSS	N/A	N/A	N/A					
80-98	F250, F350 Pickup 2wd	N/A	N/A		N/A	61903	V,SSS	N/A	2520	V	3520	V			
	Install Kit (Required in addition to spring kit for LP-25 and LP-35 only)		2-1/2" Wide Springs						25250	25250					
	Install Kit (Required in addition to spring kit for LP-25 and LP-35 only)		3" Wide Springs						25300	25300					
80-86	F250 Pickup 4wd	N/A	N/A		N/A	61903	V,SSS	N/A	N/A	N/A					
87-97	F250, F350 Pickup 4wd	N/A	N/A		N/A	61903	V,SSS	N/A	2520	V	3520	V			
	Install Kit (Required in addition to spring kit for LP-25 and LP-35 only)		2-1/2" Wide Springs						25250	25250					
	Install Kit (Required in addition to spring kit for LP-25 and LP-35 only)		3" Wide Springs						25300	25300					
99-04	F250, F350 Super Duty Pickup 2wd/4wd Single Rear Wheel	N/A	N/A		N/A	61904	C,SSS	N/A	2520	C	3520	C			
	Install Kit (Required in addition to spring kit for LP-25 and LP-35 only)		3" Wide Springs						25300	25300					
05-07	F250, F350 Super Duty Pickup 2wd/4wd incl Dually	N/A	N/A		N/A	61904	C,SSS	N/A	2520	C	3520	C			
	Install Kit (Required in addition to spring kit for LP-25 and LP-35 only)		3" Wide Springs						N/A	25300	25300				
08-10	F250, F350 Super Duty Pickup 2wd/4wd Single Rear Wheel	N/A	N/A		N/A	61901	C,SSS	N/A	2527	C	3527	C			
	Install Kit (Required in addition to spring kit for LP-25 and LP-35 only)		3" Wide Springs						25300	25300					



WARNING

This product can expose you to chemicals which are known to the State of California to cause cancer, birth defects and/or reproductive harm.
For more information go to www.P65Warnings.ca.gov.

YEAR	APPLICATION	EZ-550		EZ-990		EZ-1000		PRO-SERIES		LOAD PRO (LP-25 and LP-35 Require Install Kit)					
		NOTES		NOTES		NOTES		NOTES		LP-15		LP-25		LP-35	
FORD (CONTINUED)															
08-10	F350 Super Duty Pickup 2wd/4wd Dually	N/A		N/A		N/A		61904	C,SSS	N/A		2520	C	3520	C
	Install Kit (Required in addition to spring kit for LP-25 and LP-35 only)			3" Wide Springs								25300		25300	
11-16	F250, F350, F450, F550 Cab & Chassis 2wd/4wd	N/A		N/A		N/A		N/A		N/A		2511	C	3511	C
	Install Kit (Required in addition to spring kit for LP-25 and LP-35 only)			3" Wide Springs								25301		25301	
16-22	F250, F350, F450, F550 Cab & Chassis 2wd/4wd	N/A		N/A		N/A		N/A		N/A		2511	C	3511	C
	Install Kit (Required in addition to spring kit for LP-25 and LP-35 only)			3" Wide Springs								25301		25301	
83-89	Ranger Pickup, Bronco II 2wd/4wd w/o composite (plastic) leaf	550		N/A		1250		N/A		1535		N/A		N/A	
90-11	Ranger Pickup 2wd/4wd w/o composite (plastic) leaf	550		983		N/A		61905	SSS	N/A		N/A		N/A	
19-22	Ranger Pickup 2wd/4wd	N/A		1914	F	N/A		N/A		N/A		N/A		N/A	
11-14	Transit Connect	N/A		1210	F	N/A		N/A		N/A		N/A		N/A	
16-22	Transit 150, 250, 350 Cargo Van and Cutaway Chassis	N/A		1904	F	N/A		N/A		N/A		N/A		N/A	
	1904 does not fit Transit Passenger Vans														
FREIGHTLINER															
21-22	Sprinter 2500, 3500 Van 2wd/4wd multi leaf application only	N/A		N/A		N/A		61614	SSS	N/A		N/A		N/A	
GM															
86-05	Astro, Safari Van w/o composite (plastic) leaf	550		N/A		N/A		N/A		815		N/A		N/A	
63-72	C10 Pickup 2wd w/ Rear Leaf Springs	N/A		991	S	N/A		N/A		N/A		N/A		N/A	
67-72	K10 Pickup 4wd	N/A		991	S	N/A		61912	SSS	N/A		2510		3510	
	Install Kit (Required in addition to spring kit for LP-25 and LP-35 only)											25250		25250	
73-87	C10, K10 Pickup 2wd/4wd	N/A		991	S	N/A		61912	SSS	N/A		2510		3510	
	Install Kit (Required in addition to spring kit for LP-25 and LP-35 only)											25250		25250	
88-98	1500 Pickup 2wd/4wd	N/A		985		N/A		61912	SSS	N/A		2510		3510	
	Install Kit (Required in addition to spring kit for LP-25 and LP-35 only)											25250		25250	
99-06	1500 Silverado & Sierra Pickup 2wd	N/A		986		N/A		61912	SSS	N/A		2510		3510	
	Install Kit (Required in addition to spring kit for LP-25 and LP-35 only)											25250		25250	
99-06	1500 Silverado & Sierra Pickup 4wd	N/A		986		N/A		61912	SSS	N/A		2515		3515	
	Install Kit (Required in addition to spring kit for LP-25 and LP-35 only)											25250		25250	
02-06	1500HD Pickup 2wd/4wd	N/A		N/A		N/A		61911	SSS	N/A		2527		3527	
	Install Kit (Required in addition to spring kit for LP-25 and LP-35 only)											25250		25250	
2007	1500 Silverado Classic & Sierra Classic Pickup 4wd	N/A		986		N/A		61912	SSS	N/A		2515		3515	
	Install Kit (Required in addition to spring kit for LP-25 and LP-35 only)											25250		25250	
07-13	1500 Silverado & Sierra Pickup 2wd/4wd	N/A		987	L	N/A		61912	SSS	N/A		2515		3515	
	Install Kit (Required in addition to spring kit for LP-25 and LP-35 only)											25250		25250	
14-18	1500 Silverado & Sierra Pickup 2wd/4wd	N/A		987	L	N/A		61912	SSS	N/A		N/A		N/A	
19-20	1500 Silverado & Sierra Pickup 2wd/4wd	N/A		987	L	N/A		61917	SSS	N/A		N/A		N/A	
63-72	C20 Pickup 2wd w/ Rear Leaf Springs	N/A		991	S	N/A		N/A		N/A		N/A		N/A	
67-72	K20 Pickup and Suburban 4wd	N/A		991	S	N/A		61912	SSS	N/A		2510		3510	
	Install Kit (Required in addition to spring kit for LP-25 and LP-35 only)											25250		25250	
73-87	C20, K20 Pickup	N/A		N/A		N/A		61912	SSS	N/A		2510		3510	
	Install Kit (Required in addition to spring kit for LP-25 and LP-35 only)											25250		25250	
88-00	2500 Pickup 2wd/4wd (Bottom leaf less than 35")	N/A		N/A		N/A		61912	SSS	N/A		2510		3510	
	Install Kit (Required in addition to spring kit for LP-25 and LP-35 only)											25250		25250	
88-00	2500 Pickup 2wd/4wd (Bottom leaf greater than 35")	N/A		N/A		N/A		61912	SSS	N/A		2515		3515	
	Install Kit (Required in addition to spring kit for LP-25 and LP-35 only)											25250		25250	
01-06	2500 Light Duty Pickup 2wd/4wd w/ 43"or Longer Base Leaf	N/A		N/A		N/A		61911	SSS	N/A		2527		3527	
	Install Kit (Required in addition to spring kit for LP-25 and LP-35 only)											25250		25250	
01-10	2500 HD Pickup 2wd/4wd	N/A		N/A		N/A		61911	SSS	N/A		2527		3527	
	Install Kit (Required in addition to spring kit for LP-25 and LP-35 only)											25250		25250	
11-19	2500 HD Pickup 2wd/4wd	N/A		N/A		N/A		N/A		N/A		2512		3512	
	Install Kit (Required in addition to spring kit for LP-25 and LP-35 only)											25312		25312	
20-22	2500 HD Pickup 2wd/4wd	N/A		N/A		N/A		61915		N/A		2551		3551	
	Install Kit (Required in addition to spring kit for LP-25 and LP-35 only)											25303		25303	
11-19	2500 HD Cab & Chassis 2wd/4wd	N/A		N/A		N/A		N/A		N/A		2512		3512	
	Install Kit (Required in addition to spring kit for LP-25 and LP-35 only)											25312		25312	
73-87	C30, K30 Pickup	N/A		N/A		N/A		N/A		N/A		2510	V	3510	V
	Install Kit (Required in addition to spring kit for LP-25 and LP-35 only)											25400		25400	
88-00	3500 Pickup 2wd/4wd	N/A		N/A		N/A		61912	V,SSS	N/A		2510	V	3510	V
	Install Kit (Required in addition to spring kit for LP-25 and LP-35 only)											25400		25400	
88-00	3500 Dually 2wd/4wd	N/A		N/A		N/A		N/A		N/A		2515	V	3515	V
	Install Kit (Required in addition to spring kit for LP-25 and LP-35 only)											25400		25400	

FOOTNOTES			
C	Must remove factory contact overload contact springs or use contact overload helper	R	Rear half only due to clearance
D	Requires drilling	S	Can also use Step Bracket Style Leaf 1801 for 2.5" wide springs and 1803 for 3.0" wide springs
F	Special design leaf pack, call for more details	V	Must remove factory overload contact springs - removal of contact overload springs may require U-bolt and center bolt replacement
L	Step bracket style leaf		
P	Leaf and Mounting Kit packaged together	SSS	Includes Silent Support System (SSS) bushings



WARNING

This product can expose you to chemicals which are known to the State of California to cause cancer, birth defects and/or reproductive harm.
For more information go to www.P65Warnings.ca.gov.

PROUDLY DESIGNED AND MANUFACTURED IN THE U.S.A.

YEAR	APPLICATION	EZ-550		EZ-990		EZ-1000		PRO-SERIES		LOAD PRO (LP-25 and LP-35 Require Install Kit)					
		NOTES		NOTES		NOTES		NOTES		LP-15	NOTES	LP-25	NOTES	LP-35	NOTES
GM (CONTINUED)															
01-10	3500 HD 2wd/4wd Pickup incl Dually	N/A		N/A		N/A		N/A		N/A		2527	V	3527	V
	Install Kit (Required in addition to spring kit for LP-25 and LP-35 only)											25400		25400	
11-19	3500 HD 2wd/4wd Pickup incl Dually	N/A		N/A		N/A		N/A		N/A		2512	V	3512	V
	Install Kit (Required in addition to spring kit for LP-25 and LP-35 only)											25312		25312	
20-22	3500 HD 2wd/4wd Pickup SRW	N/A		N/A		N/A		N/A		N/A		2518	V	3518	V
	Install Kit (Required in addition to spring kit for LP-25 and LP-35 only)											25318		25318	
11-19	3500 HD Cab & Chassis 2wd/4wd	N/A		N/A		N/A		N/A		N/A		2512		3512	
	Install Kit (Required in addition to spring kit for LP-25 and LP-35 only)											25302		25302	
04-12	Colorado, Canyon	550		N/A		N/A		N/A		1520		N/A		N/A	
15-22	Colorado, Canyon	553		N/A		1252		N/A		1530		N/A		N/A	
72-06	G10-G1500 Van w/o Rear A/C	N/A		991	S	N/A		N/A		N/A		2510		N/A	
	Install Kit (Required in addition to spring kit for LP-25 and LP-35 only)											25250		25250	
07-19	1500 Express Van w/o Rear A/C	N/A		N/A		N/A		61609	SSS	N/A		N/A		N/A	
72-06	G20, G30, G2500, G3500 Van w/o Rear A/C	N/A		N/A		N/A		N/A		N/A		9510		9511	
	Install Kit (Required in addition to spring kit for LP-25 and LP-35 only)											25250		25250	
97-20	G3500 Cutaway RV Chassis	N/A		N/A		N/A		N/A		N/A		9510		9511	
	Install Kit (Required in addition to spring kit for LP-25 and LP-35 only)											25250		25250	
07-19	2500 Express Van w/o Rear A/C under 7600 GVW	N/A		N/A		N/A		61609	SSS	N/A		N/A		N/A	
07-20	2500 Express Van w/o Rear A/C 8500+ GVW	N/A		N/A		N/A		61610	SSS	N/A		N/A		N/A	
07-20	3500 Express Van w/o Rear A/C	N/A		N/A		N/A		61610	SSS	N/A		N/A		N/A	
82-03	S-10, S-15 Sonoma Pickup	550		N/A		1250		N/A		1535		N/A		N/A	
82-93	S-10 Blazer, Bravada, Jimmy	550		N/A		1250		N/A		1515		N/A		N/A	
94-03	S-10 Blazer, Bravada, Jimmy	550		N/A		N/A		N/A		815	R	N/A		N/A	
67-72	Suburban 2wd/4wd	N/A		991	S	N/A		61912	SSS	N/A		2510		3510	
	Install Kit (Required in addition to spring kit for LP-25 and LP-35 only)											25250		25250	
73-87	Suburban, Blazer 2wd/4wd w/o Rear A/C	N/A		991	S	N/A		N/A		N/A		2510		3510	
	Install Kit (Required in addition to spring kit for LP-25 and LP-35 only)											25250		25250	
88-00	Suburban, Blazer, Tahoe, Yukon 2wd/4wd w/o Rear A/C	N/A		991	S	N/A		N/A		N/A		2510		3510	
	Install Kit (Required in addition to spring kit for LP-25 and LP-35 only)											25250		25250	
16-19	Suburban HD 3500 2wd/4wd	N/A		N/A		N/A		61613	SSS	N/A		N/A		N/A	
MAZDA															
73-85	B2000 Pickup 2wd/4wd	550		N/A		1250		N/A		1515		N/A		N/A	
86-93	B2200-B4000 Pickup 2wd/4wd w/o composite (plastic) leaf	550		N/A		1250		N/A		1515		N/A		N/A	
94-07	B2300-B4000 Pickup 2wd/4wd	550		983		1250		N/A		N/A		N/A		N/A	
MERCEDES															
04-16	Sprinter 2500, 3500 Van 2wd/4wd multi leaf application only	N/A		N/A		N/A		N/A		N/A		2551		3551	
	Install Kit (Required in addition to spring kit for LP-25 and LP-35 only)			3" Wide Springs								25351		25351	
17-22	Sprinter 2500, 3500 Van 2wd/4wd multi leaf application only	N/A		N/A		N/A		61614		N/A		N/A		N/A	
2019	Sprinter 4500 2wd/4wd multi leaf application only	N/A		N/A		N/A		61614		N/A		N/A		N/A	
NISSAN															
87-04	Hardbody, Frontier Pickup 2wd/4wd	550		N/A		1265		N/A		1565		N/A		N/A	
05-21	Frontier Pickup 2wd/4wd	N/A		N/A		1908		N/A	F,SSS	N/A		N/A		N/A	
2022	Frontier Pickup 2wd/4wd	N/A		N/A		N/A	F	N/A		N/A		N/A		N/A	
11-21	NV1500, NV2500, NV3500 Van	N/A		N/A		N/A		61908	SSS	N/A		N/A		N/A	
68-86	Pickup 2wd/4wd	550		N/A		1250		N/A		1515		N/A		N/A	
04-21	Titan Pickup 2wd/4wd	N/A		988		N/A		1905	F,SSS	N/A		N/A		N/A	
16-21	TitanXD Pickup 4wd	N/A		977		N/A		1903	F,SSS	N/A		N/A		N/A	
05-15	Xterra 2wd/4wd	550		N/A		N/A		N/A		N/A		N/A		N/A	
TOYOTA															
05-16	Hilux Pickup 4wd	N/A		N/A		N/A		N/A		1911	F	N/A		N/A	
72-04	Pickup, Tacoma 2wd except Pre-Runner	550		N/A		1250		N/A		1515		N/A		N/A	
79-99	Pickup, Tacoma 4wd and Pre-Runner	550		N/A		N/A		N/A		815	R	N/A		N/A	
00-04	Tacoma Pickup 4wd and Pre-Runner	550		N/A		1250		N/A		1515		N/A		N/A	
05-15	Tacoma Pickup 2wd except Pre-Runner	550		N/A		1251		N/A		1518		N/A		N/A	
05-13	Tacoma Pickup 4wd and Pre-Runner (except TRD)	550		981		N/A		N/A		1906	F	N/A		N/A	
	P/N 981 fits vehicles with the factory leaf pack, use P/N 980 if you have swapped to the Toyota warranty leaf pack														
05-13	Tacoma Pickup 4wd and Pre-Runner with TRD pkg	550		979		N/A		N/A		1906	F	N/A		N/A	
	P/N 979 fits vehicles with the factory leaf pack, use P/N 980 if you have swapped to the Toyota warranty leaf pack														
14-23	Tacoma Pickup 4wd and Pre-Runner	550		980		N/A		N/A		1906	F	N/A		N/A	



WARNING

This product can expose you to chemicals which are known to the State of California to cause cancer, birth defects and/or reproductive harm.
For more information go to www.P65Warnings.ca.gov.

YEAR	APPLICATION	EZ-550		EZ-980		EZ-1000		PRO-SERIES		LOAD PRO (LP-25 and LP-35 Require Install Kit)							
		NOTES		NOTES		NOTES		NOTES		LP-15	NOTES	LP-25	NOTES	LP-35	NOTES		
TOYOTA (CONTINUED)																	
00-06	Tundra Pickup 2wd/4wd	N/A		991		N/A		1910	F,SSS	N/A		N/A		N/A			
07-19	Tundra Pickup 2wd/4wd	N/A		985		N/A		1909	F,SSS	N/A		N/A		N/A			
20-23	Tundra Pickup 2wd/4wd	N/A		976		N/A		1909	F,SSS	N/A		N/A		N/A			

FOOTNOTES			
C	Must remove factory contact overload contact springs or use contact overload helper	R	Rear half only due to clearance
D	Requires drilling	S	Can also use Step Bracket Style Leaf 1801 for 2.5" wide springs and 1803 for 3.0" wide springs
F	Special design leaf pack, call for more details	V	Must remove factory overload contact springs - removal of contact overload springs may require U-bolt and center bolt replacement
L	Step bracket style leaf		
P	Leaf and Mounting Kit packaged together		



WARNING

This product can expose you to chemicals which are known to the State of California to cause cancer, birth defects and/or reproductive harm.
For more information go to www.P65Warnings.ca.gov.

FORGE YOUR OWN PATH



Hellwig Helper Springs

Vehicle specific load leveling

GENERAL PRODUCT FEATURES:

- Prevents sag when towing or hauling
- Improve handling, traction, braking and safety
- Cost effective spring solution with simple install
- All springs are adjustable rate for your specific application
- Lifetime Warranty on all Metal Components
- All springs come in Hammertone Silver Powdercoat Finish




EZ-550

- Up to 500 lb Capacity*



EZ-1000



LP-15

- Up to 1500 lb Capacity*



LP-25

- Up to 2500 lb Capacity*
- Mounting Hardware Sold Separately



EZ-990

- Up to 2000 lb Capacity*
- Factory Plate and Step bracket style available
- Non Step bracket style requires unbolting of factory axle U-bolts



Pro-Series

- Up to 2500 lb Capacity*



LP-35

- Up to 3500 lb Capacity*
- Mounting Hardware Sold Separately
- Not recommended for 1/2 ton applications

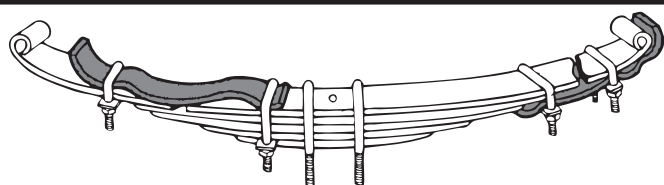
* Do not load vehicles past manufacturer GVWR





CONTACT HELPER SPRINGS

Year	Application	P/N
03-13	Dodge 2500 Pickup w/ Factory Contact Overload Leaf Springs	9705
03-23	Dodge 3500 Pickup w/ Factory Contact Overload Leaf Springs	9705
17-23	Dodge 3500 Cab and Chassis w/ Factory Contact Overload Leaf Springs	9705
88-15	Ford F250/F350 Pickup w/ Factory Contact Overload Leaf Springs	9703
16-23	Ford F250/F350 Pickup w/ Factory Contact Overload Leaf Springs	9706
94-02	Dodge 3500 2wd/4wd Pickup w/ Factory Contact Overload Leaf Springs	9707
17-23	Ford F450 Pickup w/ Factory Contact Overload Leaf Springs	9707
11-24	Ford F450/F550 Cab and Chassis w/ Factory Contact Overload Leaf Springs	9707
20-23	GM 3500 HD 2wd/4wd Pickup SRW w/ Factory Contact Overload Leaf Springs	9703
21-23	Dodge 4500/5500 Cab and Chassis w/ Factory Contact Overload Leaf Springs	9703
22-24	Ford F600 Cab and Chassis w/ Factory Contact Overload Leaf Springs	9707



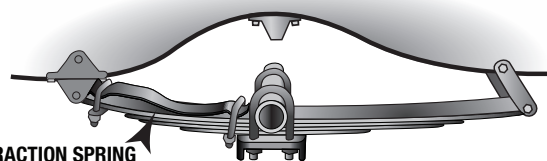
SPRING SLING

Application	P/N
1-3/4" to 2-1/4" Wide Leaf Springs	1315
2-1/2" Wide Leaf Springs	1305
3" Wide Leaf Springs	1310



TRAILER HELPER SPRING

Application	P/N
Single Axle, Leaf Sprung Trailer	1301
Tandem Axle, Leaf Sprung Trailer	1302



TRACTION SPRING

TRACTION SPRINGS P/N 2002

Year	Application (all for 2.5" wide leaf springs)
83-11	Ford Ranger, Bronco II w/o composite (plastic) leaf
90-04	Dodge Dakota Pickup w/ Rear ABS Only
05-11	Dodge Dakota Pickup
94-02	Dodge 1500 Pickup
82-03	Chevy S-10, GMC S-15 Sonoma Pickup
73-18	Chevy/GMC 1500 Pickup
94-11	Mazda B2300, B3000, B4000
72-94	Toyota Pickup
95-04	Toyota Tacoma

Hellwig

SUSPENSION PRODUCTS

**LOAD &
SWAY
CONTROL**



**4140
CHROMOLY
USA STEEL**



**ESTABLISHED
1946**



**LIFETIME
WARRANTY**

! WARNING

This product can expose you to chemicals which are known to the State of California to cause cancer, birth defects and/or reproductive harm.
For more information go to www.P65Warnings.ca.gov.

PROUDLY DESIGNED AND MANUFACTURED IN THE U.S.A.



HELPER SPRINGS

- Provide **ADDED SUPPORT** when carrying a heavy load. No more **SAGGING** rear end.
- Perfect for **TOWING**. Provide added spring stiffness when you need it.
- **IMPROVE HANDLING** and **CONTROL** when loaded. Reduce or eliminate bottoming out.
- **ADJUSTABLE SPRINGS** allow for just the right amount of load control.
- Improve steering geometry for **REDUCED TIRE WEAR**.
- **SET THEM AND FORGET THEM!** Once set, no adjustments needed.
- **DO NOT EXCEED FACTORY GVWR** load rating of the vehicle.

EZ-990



Pro Series
with Silent Ride



LP-25



SWAY BARS

- **IMPROVE HANDLING** when turning or during evasive maneuvers.
- Help maintain factory handling on **LIFTED TRUCKS** and **SUVs**.
- **GREATER STABILITY** on curvy and uneven roads, windy conditions and while towing.
- Sway bar kits for **LIFTED** and **LOWERED** truck and SUV applications.
- **STREET PERFORMANCE** sway bar applications for muscle cars in solid and tubular bars.
- **ADJUSTABLE REAR SWAY BARS** available on most passenger car models.

STREET PERFORMANCE



TRUCK and TOWING



>> LIFETIME GUARANTEE ON ALL STEEL COMPONENTS

HELLWIG BIGWIG™ SWAY BARS



BIG WIG SWAY BARS

- Big Wig Sway Bars feature MASSIVE 1 5/16" 4140 heat treated solid steel bars
- Provide MAXIMUM SWAY CONTROL when turning
- IMPROVED HANDLING when loaded or towing.
- Ideal for trucks with CAMPERS or UTILITY BODIES.
Help control body roll and sway.

SUSPENSION NEEDS	EZ-550	EZ-990	EZ-1000	LP 15	PRO SERIES™	SWAY BARS	LP 25 & 35	BIG WIG
Occasional Towing Needs: Sport Truck, SUV, Boats, Small Trailers								
Heavy Hauling: Work Truck, RV, Fifth Wheel Towing, Etc.								
Reduce Bottoming Out								
Improve Cornering Traction								
Simple Install								

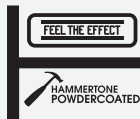
Hellwig

SUSPENSION PRODUCTS

**LOAD &
SWAY
CONTROL**



4140
CHROMOLY
USA STEEL



ESTABLISHED
1946

ADJUSTABLE
LOAD CONTROL

**LIFETIME
WARRANTY**

SEMA 1967

Hellwig
SUSPENSION PRODUCTS

SEMA 2023

Hellwig Products is a 4th Generation family company started in 1946 by Rudy Hellwig. The company started fabricating helper springs for sagging family vehicles and selling them door to door. Don Hellwig, Rudy's son, would install them in the driveway for just \$7. Later, Rudy moved from Missouri to California where Don took over the company.

While Hellwig still manufactures and sells helper leaf springs, they have developed many products throughout the years from aftermarket seat belts to custom suspensions. In the 1960s they started manufacturing sway bars for motorhomes which has now spread to pretty much any sway bar you can think of, including truck, SUV, muscle car, OEM, military and RV.

Don's granddaughter Melanie White (President), a fourth-generation Hellwig, is now directing the company and introducing a new level of innovation. The company has introduced the patented Pro Series line, the next generation of load assist springs and an adjustable feature on the latest anti-sway bar designs. A series of tow and haul specific sway bars has been developed as well: the Big Wig bars.



Hellwig
SUSPENSION PRODUCTS

PROUDLY DESIGNED AND MANUFACTURED IN THE U.S.A.

WHY HELLWIG?



Hellwig Suspension Products specializes in 100% American made, precision engineered products. We strive to improve your driving experience by making the best load and sway control products on the market.



**COMFORT
CONTROL
CONFIDENCE
QUALITY SINCE 1946**





TRUCK
MUSCLE CAR
RV

SWAY BARS

Easiest, most cost effective way to improve your vehicle's cornering and handling performance.

Our sway bars use heavy duty 4140 chromoly steel that is hot-formed and heat treated for maximum strength, durability and performance. Each sway bar kit is engineered to fit your specific vehicle model.

Body Roll is reduced by torsional effect of sway bars as they transfer the pressure exerted on the inboard wheels. The weight is more evenly distributed to all four wheels helping the vehicle stay more level with the road and improving control in turns.

**LOAD &
SWAY
CONTROL**

★ **MADE IN
USA**



**Now Shipping
BIG WIG Sway Bars.
Check catalog listings
for your application.**

YEAR	APPLICATION	HEIGHT		FRONT KIT		REAR KIT			
		FRONT	REAR	PART #	NOTES	PART #	NOTES		
DODGE									
70-79	B100-B350 Van 2wd		Stock	N/A		N/A	7513		1-1/8"
80-02	B100-B350 Van 2wd w/o large capacity fuel tank		Stock	N/A		N/A	7513		1-1/8"
	large capacity fuel tank extends rearward past rear shock brackets								
70-03	B200, B300, B400 RV Chassis		Stock	N/A		N/A	7513		1-1/8"
94-02	1500 Pickup 2wd		Stock	N/A		N/A	7625	D	1-1/8"
94-02	1500 Pickup 4wd		Stock	N/A		N/A	7626	D	1-1/8"
03-08	1500 Pickup 2wd/4wd except SRT-10		Stock	N/A		N/A	7651		1-1/8"
09-19	1500 Pickup 2wd	Stock	Stock	7708	E	1-1/2"	7709	A,E	7/8"
	7709 w/o Factory End links requires 7961 end link kit						7793	A,E	
09-19	1500 Pickup 4wd		Stock	N/A		N/A	7709	A,E	7/8"
			Stock	N/A		N/A	7793	A,E	1"
	7709 rear sway bar w/o Factory End links requires 7961 end link kit		2" Lift	N/A		N/A	7883	A	7/8"
	7883 rear sway bar includes end links		4" Lift	N/A		N/A	7883	A	7/8"
20-24	1500 Pickup 2wd/4wd except TRX		Stock	7787		1-3/8"	7709	A,E	7/8"
	7709 rear sway bar w/o Factory End links requires 7961 end link kit		Stock	7787		1-3/8"	7883	A	1"
	7883 rear sway bar includes end links		2" Lift	7787		1-3/8"	7883	A	7/8"
			4" Lift	7787		1-3/8"	7883	A	7/8"
21-24	1500 TRX		Stock	7795	E	1-3/8"	7794	A	7/8"
94-02	2500, 3500 Pickup & Dually 2wd		Stock	N/A		N/A	7625	D	1-1/8"
94-02	2500, 3500 Pickup & Dually 4wd		Stock	N/A		N/A	7626	D	1-1/8"
03-08	2500 Pickup 2wd/4wd w/ 3.5" dia axle tubes (w/o 6.7l Diesel)		Stock	N/A		N/A	7651		1-1/8"
03-08	2500, 3500 Pickup & Dually 2wd/4wd		Stock	N/A		N/A	7658		1-1/8"
	w/ 4.0" dia axle tubes (w/o 6.7l Diesel)		Stock				7265	B	1-5/16"
			2" Lift	N/A		N/A	7895		1-1/8"
			4" Lift	N/A		N/A	7895		1-1/8"
07-09	2500, 3500 Pickup & Dually 2wd/4wd (w/ 6.7l Diesel)		Stock	N/A		N/A	7703		1-1/8"
			Stock				7266	B	1-5/16"
10-12	2500, 3500 Pickup & Dually 2wd/4wd (w/ 6.7l Diesel)		Stock	N/A		N/A	7710		1-1/8"
			Stock				7272	B	1-5/16"
2013	2500, 3500 Pickup & Dually 2wd/4wd (w/ 6.7l Diesel)		Stock	N/A		N/A	7730		1-1/8"
			Stock				7293	B	1-5/16"
14-23	2500 Pickup 2wd		Stock	N/A		N/A	7738	A,E	1-1/8"
			Stock				7306	A,B	1-1/4"
14-22	2500 Pickup 4wd	Stock	Stock	7741	E	1-3/8"	7738	A,E	1-1/8"
			Stock				7306	A,B	1-1/4"
		2" Lift	Stock	7741	E	1-3/8"	7738	A,E	1-1/8"
		4" Lift	2" Lift	7741	E	1-3/8"	7879	A	1-1/8"
		6" Lift	4" Lift	7741	E	1-3/8"	7879	A	1-1/8"
23-24	2500 Pickup 4wd	Stock	Stock	N/A	E	1-3/8"	7738	A,E	1-1/8"
	WORKS WITH FACTORY AIR				E	1-3/8"	7879	A	1-1/8"
					E	1-3/8"	7879	A	1-1/4"
14-23	3500 Pickup & Dually 2wd/4wd (w/ 6.7l Diesel)		Stock	N/A		N/A	7739		1-1/8"
			Stock	N/A		N/A	7298	B	1-5/16"
			2" Lift	N/A		N/A	7884		1-1/2"
08-13	4500, 5500 Cab & Chassis 2wd/4wd		Stock	N/A		N/A	7252		1-1/2"
16-24	3500, 4500, 5500 Cab & Chassis 2wd/4wd		Stock	N/A		N/A	7767	A,E	1-1/4"
14-21	Promaster 1500, 2500, 3500		Stock	N/A		N/A	7768	A	1-1/8"
04-06	Sprinter 2500 2wd		Stock	N/A		N/A	7239		1-1/8"
07-16	Sprinter 2500 2wd/4wd		Stock	N/A		N/A	7253		1-1/8"
17-19	Sprinter 2500, 3500 Rwd/4wd Single Wheel (does not fit Fwd models)		Stock	N/A		N/A	7772		1-5/16"
04-07	Sprinter 3500 2wd		Stock	N/A		N/A	7251		1-1/2"
	2006 & 2007 applications - Before ordering verify distance between end link centers at 29.5" If 27.5" use 7254								
08-13	Sprinter 3500 Rwd/4wd Dually (does not fit Fwd models)		Stock	N/A		N/A	7254	E	1-1/2"
	2008 applications - Before ordering verify distance between end link centers at 27.5"								
14-18	Sprinter 3500 Rwd/4wd Dually (does not fit Fwd models)		Stock	N/A		N/A	7515	E	1-1/2"
	2008 applications - Before ordering verify distance between end link centers at 27.5"								
FORD									
66-77	Bronco 4wd	0-2" Lift	0-2" Lift	7864	A,D	1-1/8"	7863	A,D	3/4"
		3-4" Lift	3-4" Lift	7867	A,D	1-1/8"	7869	A,D	3/4"
	7868 w/ offroad quick disconnecting front end links	3-4" Lift	3-4" Lift	7868	A,D	1-1/8"	7869	A,D	3/4"
78-79	Bronco Full Size 4wd		Stock	N/A		N/A	7436		1-1/8"
80-86	Bronco Full Size 4wd		Stock	N/A		N/A	7490		1-1/8"
87-96	Bronco Full Size 4wd		Stock	N/A		N/A	7558		1"
22-23	Bronco	Stock	Stock	N/A		N/A	7900	A	7/8"
	excluding 2021 Model Years and Raptor Trim								
92-07	E150 Van 2wd	Stock	Stock	7604		1-1/8"	7642	D	1-1/8"
08-14	E150 Van 2wd	Stock	Stock	7718	E	1-3/8"	7642	D	1-1/8"

TRUCK SUV RV & VAN - SWAY BARS



WARNING

This product can expose you to chemicals which are known to the State of California to cause cancer, birth defects and/or reproductive harm.
For more information go to www.P65Warnings.ca.gov.

PROUDLY DESIGNED AND MANUFACTURED IN THE U.S.A.

YEAR	APPLICATION	HEIGHT		FRONT KIT			REAR KIT		
		FRONT	REAR	PART #	NOTES	DIA	PART #	NOTES	DIA
FORD (CONTINUED)									
89-91	E250, E350 Van Single Rear Wheel 2wd		Stock	N/A		N/A	7183	D	1-1/4"
92-07	E250, E350 Van Single Rear Wheel 2wd	Stock	Stock	7604		1-1/8"	7183	D	1-1/4"
75-98	E350 Cutaway Chassis 2wd	Stock	Stock	7008		1-3/8"	7085		1-1/2"
99-07	E350 Dual Wheel Cutaway Chassis 2wd	Stock	Stock	7008		1-3/8"	7085		1-1/2"
	7085 w/ Rear Disc Brakes and w/o Factory RSB								
99-07	E350 Dual Wheel Cutaway Chassis 2wd	Stock	Stock	7008		1-3/8"	7182		1-1/2"
	7182 w/ Rear Disc Brakes and w/ Factory RSB								
08-14	E250, E350 Van 2wd	Stock	Stock	7718	E	1-3/8"	7183	D	1-1/4"
08-22	E350 Dual Wheel Cutaway Chassis 2wd	Stock	Stock	7718	E	1-3/8"	7085		1-1/2"
	w/ Rear Disc Brakes and w/o Factory RSB								
08-22	E350 Dual Wheel Cutaway Chassis 2wd	Stock	Stock	7718	E	1-3/8"	7182		1-1/2"
	w/ Rear Disc Brakes and w/ Factory RSB								
97-07	E40, E450 2wd	Stock	Stock	7008		1-3/8"	7180		1-1/2"
08-22	E40, E450 2wd	Stock	Stock	7718	E	1-3/8"	7180		1-1/2"
00-05	Excursion 2wd	Stock	Stock	7674	E	1-1/2"	7643	A	1-1/4"
00-05	Excursion 4wd	Stock	Stock	7640	E	1-1/2"	7643	A	1-1/4"
	7640 Uses Factory End Links or use 7973 for stock height replacement	2" Lift	Stock	7640	E	1-1/2"	7643	A	1-1/4"
		4" Lift	2" lift	7640	E	1-1/2"	7878		1-1/4"
		6" Lift	4" Lift	7640	E	1-1/2"	7878		1-1/4"
07-22	Expedition, Navigator 2wd/4wd	Stock	Stock	7696	E	1-1/2"	7688	E	7/8"
73-76	F100, F150 Pickup 2wd	Stock	Stock	7422		1-1/8"	7436		1-1/8"
77-79	F150 Pickup 2wd		Stock	N/A		N/A	7436		1-1/8"
73-79	F100, F150 Pickup 4wd		Stock	N/A		N/A	7436		1-1/8"
87-96	F150 Pickup 2wd/4wd		Stock	N/A		N/A	7552		1"
97-03	F150 Pickup 2wd	Stock	Stock	7646		1-7/16"	7621		1-1/8"
		2" Drop	2" Drop	7646		1-7/16"	7621		1-1/8"
99-03	F150 Lightning Pickup 2wd	Stock	Stock	7646		1-7/16"	7821		1-1/8"
00-03	F150 Super Crew Pickup 2wd	Stock	Stock	7646		1-7/16"	7621		1-1/8"
97-03	F150 Pickup incl Super Crew 4wd	Stock	Stock	N/A		N/A	7621		1-1/8"
2004	F150 Pickup Heritage Edition 2wd	Stock	Stock	7646		1-7/16"	7621		1-1/8"
2004	F150 Pickup Heritage Edition 4wd	Stock	Stock	N/A		N/A	7621		1-1/8"
04-08	F150 Pickup 2wd/4wd except 04 Heritage Edition	Stock	Stock	7662		1-7/16"	7663		1"
		2" Lift	Stock	7662		1-7/16"	7663		1"
		4" Lift	2" lift	7662		1-7/16"	7896		1"
		6" Lift	4" Lift	7662		1-7/16"	7896		1"
09-14	F150 Pickup 2wd/4wd	Stock	Stock	7704	E	1-1/2"	7705	A	1-1/8"
		2" Lift	Stock	7704	E	1-1/2"	7705	A	1-1/8"
		4" Lift	2" Lift	7704	E	1-1/2"	7899	A	1-1/8"
		6" Lift	4" Lift	7704	E	1-1/2"	7899	A	1-1/8"
10-14	Raptor Pickup 4wd	Stock	Stock	N/A		N/A	7724	A	3/4"
15-20	F150 Pickup 2wd/4wd	Stock	Stock	7704	E	1-1/2"	7743	A	1"
		2" Lift	Stock	7704	E	1-1/2"	7743	A	1"
		4" Lift	2" Lift	7704	E	1-1/2"	7882	A	1"
		6" Lift	4" Lift	7704	E	1-1/2"	7882	A	1"
17-20	Raptor Pickup 4wd		Stock	N/A		N/A	7743	A	1"
			2" Lift	N/A		N/A	7882	A	1"
			4" Lift	N/A		N/A	7882	A	1"
21-23	F150 Pickup 2wd/4wd	Stock	Stock	7786	E	1-3/8"	7788	A	1"
		2" Lift	Stock	7786	E	1-3/8"	7788	A	1"
		4" Lift	2" Lift	7786	E	1-3/8"	7812	A	1"
		6" Lift	4" Lift	7786	E	1-3/8"	7812	A	1"
21-23	Raptor Pickup 4wd	Stock	Stock	N/A		N/A	7987	A	1"
2022	Lightning (Electric)	Stock	N/A	7905	E	1-3/8"	N/A	A	1"
65-72	F250 Pickup 2wd	Stock	Stock	7422	D	1-1/8"	7403		1-1/8"
73-76	F250 Pickup 2wd	Stock	Stock	7422	D	1-1/8"	7436		1-1/8"
77-79	F250 Pickup 2wd		Stock	N/A		N/A	7436		1-1/8"
90-97	F250, F350 Pickup Single Wheel 4wd		Stock	N/A		N/A	7596		1"
97-03	F250 Pickup Light Duty 2wd	Stock	Stock	7646		1-7/16"	7621		1-1/8"
97-03	F250 Pickup Light Duty 4wd		Stock	N/A		N/A	7621		1-1/8"
99-04	F250, F350 Super Duty 2wd Single Wheel Pickup	Stock	Stock	7674	E	1-1/2"	7677		1-1/4"
			Stock				7268	A,B	1-5/16"
99-04	F350 Super Duty Dually Pickup 2wd	Stock	Stock	7674	E	1-1/2"	7678		1-1/8"
							7289	B	1-5/16"
99-04	F250, F350 Super Duty Single Wheel Pickup 4wd	Stock	Stock	7640	E	1-1/2"	7677		1-1/4"
	7640 uses factory end links or use 7973 for replacement		Stock				7268	A,B	1-5/16"
		2" Lift	Stock	7640	E	1-1/2"	7677		1-1/4"
		4" Lift	2" Lift	7640	E	1-1/2"	7893	A	1-1/4"
		6" Lift	4" Lift	7640	E	1-1/2"	7893	A	1-1/4"



WARNING

This product can expose you to chemicals which are known to the State of California to cause cancer, birth defects and/or reproductive harm.
For more information go to www.P65Warnings.ca.gov.

YEAR	APPLICATION	HEIGHT		FRONT KIT			REAR KIT		
		FRONT	REAR	PART #	NOTES	DIA	PART #	NOTES	DIA
FORD (CONTINUED)									
99-04	F350 Super Duty Dually Pickup 4wd	Stock	Stock	7640	E	1-1/2"	7678		1-1/8"
	7640 uses factory end links or use 7973 for replacement						7289	B	1-5/16"
05-07	F250, F350 Super Duty Single Wheel Pickup 2wd	Stock	Stock	7674	E	1-1/2"	7677		1-1/4"
			Stock				7268	A,B	1-5/16"
05-07	F350 Super Duty Dually Pickup 2wd	Stock	Stock	7674	E	1-1/2"	7678		1-1/8"
							7289	B	1-5/16"
05-07	F250, F350 Super Duty Single Wheel Pickup 4wd	Stock	Stock	7676	E	1-1/8"	7677		1-1/4"
			Stock				7268	A,B	1-5/16"
		2" Lift	Stock	7676	E	1-1/8"	7677		1-1/4"
		4" Lift	2" Lift	7676	E	1-1/8"	7893	A	1-1/4"
		6" Lift	4" Lift	7676	E	1-1/8"	7893	A	1-1/4"
05-07	F350 Super Duty Dually Pickup 4wd	Stock	Stock	7676	E	1-1/8"	7678		1-1/8"
							7289	B	1-5/16"
08-10	F250, F350 Super Duty Single Wheel Pickup 2wd		Stock	N/A		N/A	7677		1-1/4"
			Stock				7268	A,B	1-5/16"
08-10	F350 Super Duty Dually Pickup 2wd		Stock	N/A		N/A	7715	A	1-1/4"
			Stock				7282	A,B	1-5/16"
08-10	F250, F350 Super Duty Single Wheel Pickup 4wd	Stock	Stock	7690	E	1-1/4"	7677		1-1/4"
			Stock				7268	A,B	1-5/16"
		2" Lift	Stock	7690	E	1-1/4"	7677		1-1/4"
		4" Lift	2" Lift	7690	E	1-1/4"	7893	A	1-1/4"
		6" Lift	4" Lift	7690	E	1-1/4"	7893	A	1-1/4"
08-10	F350 Super Duty Dually Pickup 4wd	Stock	Stock	7690	E	1-1/4"	7715	A	1-1/4"
			Stock				7282	A,B	1-5/16"
11-16	F250, F350 Super Duty Single Wheel Pickup 2wd	Stock	Stock	7713	E	1-1/2"	7715	A	1-1/4"
			Stock				7282	A,B	1-5/16"
11-16	F350 Super Duty Dually Pickup 2wd	Stock	Stock	7713	E	1-1/2"	7715	A	1-1/4"
			Stock				7282	A,B	1-5/16"
11-16	F250, F350 Super Duty Single Wheel Pickup 4wd	Stock	Stock	7712	E	1-5/16"	7714	A	1-1/8"
			Stock				7271	A,B	1-1/4"
		2" Lift	Stock	7712	E	1-5/16"	7714	A	1-1/8"
		4" Lift	2" Lift	7712	E	1-5/16"	7890	A	1-1/8"
		6" Lift	4" Lift	7712	E	1-5/16"	7890	A	1-1/8"
11-12	F350 Super Duty Dually Pickup 4wd	Stock	Stock	7712	E	1-5/16"	7715	A	1-1/4"
			Stock				7282	A,B	1-5/16"
13-16	F350 Super Duty Dually Pickup 4wd	Stock	Stock	7712	E	1-5/16"	7736	A	1-1/4"
			Stock				7294	A,B	1-5/16"
17-23	F250, F350 Super Duty Pickup 2wd incl Dually	Stock	Stock	7713	E	1-1/2"	7762	A	1-1/4"
			Stock				7321	A,B	1-5/16"
17-23	F250, F350 Super Duty Pickup 4wd incl Dually	Stock	Stock	7712	E	1-5/16"	7761	A	1-1/4"
			Stock				7320	A,B	1-5/16"
		2" Lift	Stock	7712	E	1-5/16"	7761	A	1-1/4"
		4" Lift	2" Lift	7712	E	1-5/16"	7845	A	1-1/4"
		6" Lift	4" Lift	7712	E	1-5/16"	7846	A	1-1/4"
08-10	F450 Dually Pickup 2wd/4wd	Stock	Stock	7249	E	1-1/2"	7245	E	1-1/2"
11-18	F450 Dually Pickup 4wd	Stock	Stock	7275	E	1-1/2"	7282	A,B	1-5/16"
19-22	F450 Dually Pickup 4wd	Stock	Stock	7275	E	1-1/2"	7776	A,B	1-5/16"
2016	F250, F350 Cab & Chassis 2wd	Stock	Stock	7713	E	1-1/2"	7770	E	1-1/2"
17-21	F250 Cab & Chassis 2wd	Stock	Stock	7713	E	1-1/2"	7321	A,B	1-5/16"
17-21	F250 Cab & Chassis 4wd	Stock	Stock	7712	E	1-5/16"	7320	A,B	1-5/16"
17-22	F350 Cab & Chassis Single Rear Wheel 2wd	Stock	Stock	7713	E	1-1/2"	7771	E	1-1/2"
17-22	F350 Cab & Chassis Dually 2wd	Stock		7713	E	1-1/2"	N/A		N/A
00-07	F450 Cab & Chassis 2wd	Stock	Stock	7640		1-1/2"	7230	E	1-1/2"
08-10	F450 Cab & Chassis 2wd/4wd	Stock	Stock	7249	E	1-1/2"	7223	E	1-1/2"
11-16	F450 Cab & Chassis 2wd/4wd	Stock	Stock	7275	E	1-1/2"	7223	E	1-1/2"
00-07	F550 Cab & Chassis 2wd		Stock	N/A		N/A	7223	E	1-1/2"
08-10	F550 Cab & Chassis 2wd/4wd	Stock	Stock	7249	E	1-1/2"	7223	E	1-1/2"
11-16	F550 Cab & Chassis 2wd/4wd	Stock	Stock	7275	E	1-1/2"	7223	E	1-1/2"
17-22	F450, F550 Cab & Chassis 2wd/4wd	Stock	Stock	7275	E	1-1/2"	7773	A,E	1-3/8"
2022	F600 Cab & Chassis 2wd/4wd	Stock	Stock	7275	E	1-1/2"	7773	A,E	1-3/8"
99-20	F53 Motorhome w/ V10 Gas Engine and w/ Small Axle	Stock	Stock	7217		1-3/4"	7215		1-5/8"
	Small rear axle commonly GVWR of 18,000lbs or lower. It must have a bolt-on differential cover (Integral 3rd member); 3/4" axle U-bolts only								

TRUCK, SUV, RV & VAN - SWAY BARS

TRUCK, SUV, RV & VAN - SWAY BARS

FOOTNOTES

A	Adjustable Rate Sway Bar	B	Big Wig Sway Bar	D	Drilling May Be Required	E	Reuses Factory End Links
---	--------------------------	---	------------------	---	--------------------------	---	--------------------------



WARNING

This product can expose you to chemicals which are known to the State of California to cause cancer, birth defects and/or reproductive harm.
For more information go to www.P65Warnings.ca.gov.

PROUDLY DESIGNED AND MANUFACTURED IN THE U.S.A.

YEAR	APPLICATION	HEIGHT		FRONT KIT			REAR KIT		
		FRONT	REAR	PART #	NOTES	DIA	PART #	NOTES	DIA
FORD (CONTINUED)									
99-20	F53 Motorhome w/ V10 Gas Engine and w/ Large Axle	Stock	Stock	7217		1-3/4"	7216		1-3/4"
	Large rear axle commonly GVWR of 20,000-22,000lbs. It must have a drop out 3rd member and welded differential cover; 3/4" axle U-bolts only								
99-20	F53 Motorhome w/ 24,000 or higher GVWR	Stock	Stock	7217		1-3/4"	N/A		N/A
11-17	F59 Chassis w/ V10 Gas Engine	Stock		7217		1-3/4"	N/A		N/A
83-89	Ranger, Bronco II 2wd/4wd		Stock	N/A		N/A	7511		7/8"
90-97	Ranger 2wd/4wd		Stock	N/A		N/A	7511		7/8"
98-10	Ranger 2wd	Stock	Stock	7673		1-1/8"	7511		7/8"
98-10	Ranger 4wd	Stock	Stock	N/A		N/A	7511		7/8"
19-22	Ranger 2wd/4wd (US models only)		Stock	N/A		N/A	7778	A	7/8"
			2" Lift	N/A		N/A	7842	A	7/8"
			4" Lift	N/A		N/A	7842	A	7/8"
16-22	Transit 150, 250, 350 Single Rear Wheel with Factory Rear Sway Bar		Stock	N/A		N/A	7759	A,E	1-3/8"
16-22	Transit 150, 250, 350 Single Rear Wheel w/o Factory Rear Sway Bar		Stock	N/A		N/A	7760	A,D	1-3/8"
16-22	Transit 350HD Dually Van and Cutaway Chassis with Factory Rear Sway Bar		Stock	N/A		N/A	7766	A,E	1-3/8"
FREIGHTLINER									
21-23	Sprinter 2500, 3500 Rwd/4wd Single Wheel (does not fit Fwd models)		Stock	N/A		N/A	7772	A,E	1-5/16"
GM									
86-05	Astro, Safari Van		Stock	N/A		N/A	7534		3/4"
63-72	C10, C20 Pickup 2wd w/ Rear Coil Springs	Stock	Stock	7746	D	1-1/4"	7401		1-1/8"
		2" Drop	2" Drop	7804	D	1-1/4"	7803		1-1/8"
		4" Drop		7804	D	1-1/4"	N/A		N/A
63-72	C10, C20 Pickup 2wd w/ Rear Leaf Springs	Stock	Stock	7746	D	1-1/4"	7402		1-1/8"
		2" Drop	2" Drop	7804	D	1-1/4"	N/A		N/A
		4" Drop		7804	D	1-1/4"	N/A		N/A
73-87	C10, C20 Pickup 2wd	Stock	Stock	7746	D	1-1/4"	7726	A,D	1-1/8"
		2" Drop	2" Drop	7804	D	1-1/4"	7806	A,D	1-1/8"
		4" Drop	4" Drop	7804	D	1-1/4"	7806	A,D	1-1/8"
73-83	K10, K20 Pickup 4wd		Stock	N/A		N/A	7437		1-1/8"
84-87	K10, K20 Pickup 4wd		Stock	N/A		N/A	7549		1-1/8"
88-98	1500 Pickup 2wd		Stock	N/A		N/A	7555	D	1-1/8"
88-00	1500 Pickup 4wd	Stock	Stock	7575		1-1/8"	7555	D	1-1/8"
99-06	1500 Pickup 2wd w/ 4.8, 5.3 or 6.0L engine	Stock	Stock	7632		1-1/2"	7800	A	1-1/8"
		2" Drop	2" Drop	7632		1-1/2"	7800	A	1-1/8"
		3" Drop	4" Drop	7632		1-1/2"	7800	A	1-1/8"
99-06	1500 Pickup 4wd	Stock	Stock	7702		1-3/8"	7800	A	1-1/8"
		2" Lift	Stock	7702		1-3/8"	7800	A	1-1/8"
		4" Lift	2" Lift	7702		1-3/8"	7897	A	1-1/8"
		6" Lift	4" Lift	7702		1-3/8"	7897	A	1-1/8"
01-06	1500HD Pickup 2wd w/o Quadrateer	Stock	Stock	7654		1-1/2"	7634		1-1/8"
02-06	1500HD Pickup 4wd w/o Quadrateer	Stock	Stock	7702		1-3/8"	7800	A	1-1/8"
2007	1500 Silverado Classic Pickup 2wd	Stock	Stock	7632		1-1/2"	7800	A	1-1/8"
		2" Drop	2" Drop	7632		1-1/2"	7800	A	1-1/8"
		3" Drop	4" Drop	7632		1-1/2"	7800	A	1-1/8"
2007	1500 Silverado Classic Pickup 4wd	Stock	Stock	7702		1-3/8"	7800	A	1-1/8"
07-13	1500 Silverado, Sierra Pickup 2wd/4wd	Stock	Stock	7685	E	1-1/2"	7800	A	1-1/8"
	6sp auto trans requires 7799 install kit	2" Lift	Stock	7685	E	1-1/2"	7800	A	1-1/8"
	To replace factory end links on 7685 use 7985	4" Lift	2" Lift	7685	E	1-1/2"	7897	A	1-1/8"
		6" Lift	4" Lift	7685	E	1-1/2"	7897	A	1-1/8"
14-18	1500 Silverado, Sierra Pickup 2wd/4wd	Stock	Stock	7685	E	1-1/2"	7735	A	1-1/8"
	To replace factory end links on 7685 use 7985	2" Lift	Stock	7685	E	1-1/2"	7735	A	1-1/8"
		4" Lift	2" Lift	7685	E	1-1/2"	7886	A	1-1/8"
		6" Lift	4" Lift	7685	E	1-1/2"	7886	A	1-1/8"
19-23	1500 Silverado, Sierra Pickup 2wd/4wd	Stock	Stock	7781	E	N/A	7780	A	1-1/8"
		2" Lift	Stock	7781	E	N/A	7780	A	1-1/8"
		4" Lift	2" Lift	7781	E	N/A	7844	A	1-1/8"
		6" Lift	4" Lift	7781	E	N/A	7844	A	1-1/8"
88-99	2500, 3500 Pickup Single Wheel 2wd		Stock	N/A		N/A	7555	D	1-1/8"
88-00	2500, 3500 Pickup Single Wheel 4wd	Stock	Stock	7575		1-1/8"	7555	D	1-1/8"
88-00	3500 Dually Pickup 2wd		Stock	N/A		N/A	7609		1-1/8"
		3" Drop	2" Drop	7576		1-5/16"	7609		1-1/8"
90-00	3500 Dually Pickup 4wd	Stock	Stock	7575		1-1/8"	7609		1-1/8"
00-01	2500 Non-HD Pickup 2wd w/ front coil springs	Stock	Stock	N/A		N/A	7800	A	1-1/8"
01-06	2500 Non-HD Pickup 2wd	Stock	Stock	7654		1-1/2"	7800	A	1-1/8"
	with Front Torsion Bars and without Quadrateer								
99-06	2500 Non-HD Pickup 4wd	Stock	Stock	7702		1-3/8"	7800	A	1-1/8"
	without Quadrateer	2" Lift	Stock	7702		1-3/8"	7800	A	1-1/8"
		4" Lift	2" Lift	7702		1-3/8"	7897	A	1-1/8"
		6" Lift	4" Lift	7702		1-3/8"	7897	A	1-1/8"



WARNING

This product can expose you to chemicals which are known to the State of California to cause cancer, birth defects and/or reproductive harm. For more information go to www.P65Warnings.ca.gov.

YEAR	APPLICATION	HEIGHT		FRONT KIT		REAR KIT			
		FRONT	REAR	PART #	NOTES	PART #	NOTES		
GM (CONTINUED)									
01-06	2500HD, 3500HD Pickup 2wd/4wd incl Dually	Stock	Stock	7654		1-1/2"	7652		1-1/4"
			Stock				7269	B	1-5/16"
		2" Lift	Stock	7654		1-1/2"	7652		1-1/4"
		4" Lift	2" Lift	7654		1-1/2"	7892		1-1/4"
		6" Lift	4" Lift	7654		1-1/2"	7892		1-1/4"
01-06	2500HD, 3500HD Pickup 2wd/4wd incl Dually W/ MBRP 4" Exhaust	Stock	Stock	7654		1-1/2"	7281	A,B	1-5/16"
2007	2500HD, 3500HD Classic 2wd/4wd incl Dually	Stock	Stock	7654		1-1/2"	7652		1-1/4"
			Stock				7269	B	1-5/16"
07-10	2500HD Pickup 2wd/4wd w/ 6.0 Gas Engine	Stock	Stock	7654		1-1/2"	7698		1-1/4"
07-10	2500HD, 3500HD Pickup 2wd/4wd w/ Duramax incl Dually	Stock	Stock	7654		1-1/2"	7267	A,B	1-5/16"
		2" Lift	Stock	7654		1-1/2"	7267	A,B	1-5/16"
		4" Lift	2" Lift	7654		1-1/2"	7894	A	1-1/4"
		6" Lift	4" Lift	7654		1-1/2"	7894	A	1-1/4"
11-19	2500HD, 3500HD Pickup 2wd/4wd incl Dually	Stock	Stock	7716	E	1-1/2"	7717	A	1-1/4"
			Stock				7270	A,B	1-5/16"
		2" Lift	Stock	7716	E	1-1/2"	7717	A	1-1/4"
		4" Lift	2" Lift	7716	E	1-1/2"	7885	A	1-1/4"
		6" Lift	4" Lift	7716	E	1-1/2"	7885	A	1-1/4"
20-23	2500HD, 3500HD Pickup 2wd/4wd incl Dually	Stock	Stock	7789	E	1-1/2"	7782	A	1-1/4"
		2" Lift	Stock	7789	E	1-1/2"	7328	A	1-1/4"
		4" Lift	2" Lift	7789	E	1-1/2"	7828	A	1-1/4"
		6" Lift	4" Lift	7789	E	1-1/2"	7828	A	1-1/4"
16-19	2500HD Cab & Chassis 2wd/4wd	Stock	Stock	7716	E	1-1/2"	7270	A,B	1-5/16"
16-19	3500HD Cab & Chassis 2wd/4wd	Stock		7716	E	1-1/2"	N/A		N/A
04-12	Colorado, Canyon Pickup 2wd/4wd		Stock	N/A		N/A	7680	A,D	1"
15-22	Colorado, Canyon Pickup 2wd/4wd		Stock	N/A		N/A	7745	A	1"
			2" Lift	N/A		N/A	7849	A	1"
			4" Lift	N/A		N/A	7849	A	1"
97-02	G1500, Savana, Express Van		Stock	N/A		N/A	7623	D	1-1/8"
03-19	G1500, Savana, Express Van	Stock	Stock	N/A		N/A	7623	D	1-1/8"
97-02	G2500, G3500 Savana, Express Van Single Rear Wheel		Stock	N/A		N/A	7635	D	1-3/8"
03-19	G2500, Savana, Express Van under 7600 GVW	Stock	Stock	N/A		N/A	7635	D	1-3/8"
03-21	G2500, Savana, Express Van over 8500 GVW	Stock	Stock	7723		1-1/2"	7635	D	1-3/8"
03-21	G3500, Savana, Express Van Single Rear Wheel	Stock	Stock	7723		1-1/2"	7635	D	1-3/8"
83-96	G30 Commercial and RV Chassis		Stock	N/A		N/A	7178		1-1/4"
97-20	G3500 Cutaway RV Chassis	Stock	Stock	7723		1-1/2"	7181		1-1/4"
2023	G3500 Cutaway RV Chassis	Stock	Stock	N/A		1-1/2"	7181		1-1/4"
03-09	Kodiak 4500, 5500	Stock		7243		1-5/8"	N/A		N/A
75-99	P30/P32 Class A Chassis 7162 includes rear bushing upgrade	Stock		7162		1-5/8"	N/A		N/A
73-85	Suburban 2wd	Stock	Stock	7746	E	1-1/8"	7726	A,D	1-1/8"
73-85	Suburban 4wd	Stock	Stock	7746	E	1-1/8"	7726	A,D	1-1/8"
92-00	Suburban, Tahoe, Yukon, Denali 2wd		Stock	N/A		N/A	7608		1-1/8"
92-00	Suburban, Tahoe, Yukon 4wd	Stock	Stock	7575		1-1/8"	7608		1-1/8"
01-06	Suburban 1500, Tahoe, Yukon, Escalade, Denali, Avalanche 1500 2wd	Stock	Stock	7702		1-3/8"	7701	A	1-1/4"
	w/ Rear Coil Springs		2" Drop	7633		1-5/16"	N/A		N/A
			3" Drop	7633		1-5/16"	N/A		N/A
01-06	Suburban 1500, Tahoe, Yukon, Escalade, Denali, Avalanche 1500 4wd	Stock	Stock	7702		1-3/8"	7701	A	1-1/4"
	w/ Rear Coil Springs								
00-06	Suburban 2500, Avalanche 2500 2wd/4wd	Stock	Stock	7654		1-1/2"	7653		1-5/16"
	with 6.0 Liter Engine and without Quadrasteer								
07-14	Suburban 1500, Tahoe, Yukon, Escalade, Denali, Avalanche 1500 2wd/4wd	Stock	Stock	7685	E	1-1/2"	7707	A	1-1/4"
	6sp auto trans requires 7799 install kit for 7685								
07-14	Suburban 2500 2wd/4wd	Stock	Stock	7654		1-1/2"	7653		1-5/16"
15-20	Suburban 1500, Tahoe, Yukon, Escalade, Denali, Avalanche 1500 2wd/4wd	Stock	Stock	7685	E	1-1/2"	7740	A	1-1/4"
21-24	Suburban 1500, Tahoe, Yukon, Escalade, Denali, 2wd/4wd	Stock	Stock	N/A	E	1-1/2"	7790	A	1-1/4"
16-19	Suburban 3500 HD 4wd		Stock	N/A		N/A	7765		1-5/16"
HUMMER									
02-08	Hummer H2 4wd	Stock	Stock	8654		1-1/2"	8661	E	1-1/4"
INFINITI									
13-19	QX80 2wd/4wd		Stock	N/A		N/A	7769	E	1-1/8"
JEEP									
76-85	CJ5-CJ8, Scrambler 4wd 7463 w/ manual transmission only	Stock	Stock	7616		1"	7463		1-1/8"
84-01	Cherokee XJ 4wd	Stock	Stock	7751		1-1/8"	7568		3/4"
			3-5" Lift	7848		1-1/8"	N/A		N/A
	7874 w/ offroad quick disconnecting front end links		3-5" Lift	7874		1-1/8"	N/A		N/A

FOOTNOTES

A	Adjustable Rate Sway Bar	B	Big Wig Sway Bar	D	Drilling May Be Required	E	Reuses Factory End Links
---	--------------------------	---	------------------	---	--------------------------	---	--------------------------



WARNING

This product can expose you to chemicals which are known to the State of California to cause cancer, birth defects and/or reproductive harm.
For more information go to www.P65Warnings.ca.gov.

PROUDLY DESIGNED AND MANUFACTURED IN THE U.S.A.

YEAR	APPLICATION	HEIGHT		FRONT KIT			REAR KIT		
		FRONT	REAR	PART #	NOTES	DIA	PART #	NOTES	DIA
JEEP (CONTINUED)									
19-24	Gladiator 4wd		Stock	N/A		N/A	7779	A,E	7/8"
			3-5" Lift	N/A		N/A	7843	A	7/8"
93-98	Grand Cherokee 4wd		Stock	N/A		N/A	7613		7/8"
99-04	Grand Cherokee 4wd		Stock	N/A		N/A	7644		7/8"
11-21	Grand Cherokee 2wd/4wd		Stock	N/A		N/A	7732	E	1"
97-06	Wrangler TJ 4wd	Stock	Stock	7750	A	1-1/4"	7684	A,E	3/4"
		3-6" Lift	3-6" Lift	7866	A	1-1/4"	7871	A,D	3/4"
	7870 w/ offroad quick disconnecting front end links	4-6" Lift	4-6" Lift	7870	A,D	1-1/4"	7871	A,D	3/4"
07-18	Wrangler JK 4wd	Stock	Stock	7749	A	1-1/4"	7706	E	7/8"
	FSB Installation on Jeep Rubicon requires removal of Electric Disconnect	3-5" Lift	3-5" Lift	7865	A	1-1/4"	7706	E	7/8"
	7876 w/ offroad quick disconnecting front end links	3-5" Lift	3-5" Lift	7876	A,D	1-1/4"	7706	E	7/8"
18-24	Wrangler JL 4wd		Stock	N/A		N/A	7775	A,E	7/8"
			3-5" Lift	N/A		N/A	7841	A	7/8"
MAZDA									
94-97	B2300-B4000 2wd/4wd		Stock	N/A		N/A	7511		7/8"
98-06	B2300-B4000 2wd	Stock	Stock	7673		1-1/8"	7511		7/8"
98-06	B2300-B4000 4wd	Stock	Stock	N/A		N/A	7511		7/8"
MERCEDES									
04-06	Sprinter 2500 2wd		Stock	N/A		N/A	7239		1-1/8"
07-16	Sprinter 2500 2wd/4wd		Stock	N/A		N/A	7253		1-1/8"
17-23	Sprinter 2500, 3500 Rwd/4wd Single Wheel (does not fit Fwd models)		Stock	N/A		N/A	7772		1-5/16"
04-07	Sprinter 3500 2wd		Stock	N/A		N/A	7251		1-1/2"
	2006 & 2007 applications - Before ordering verify distance between end link centers at 29.5" If 27.5" use 7254								
08-18	Sprinter 3500 Rwd/4wd Dually (does not fit Fwd models)		Stock	N/A		N/A	7254	E	1-1/2"
	2008 applications - Before ordering verify distance between end link centers at 27.5"								
19-20	Sprinter 3500/4500 Rwd/4wd Dually (does not fit Fwd models)		Stock	N/A		N/A	7777	E	1-1/2"
NISSAN									
16-20	Armada 2wd/4wd		Stock	N/A		N/A	7769	E	1-1/8"
05-19	Frontier 2wd/4wd		Stock	N/A		N/A	7694	A,D	7/8"
04-15	Titan 2wd/4wd		Stock	N/A		N/A	7669		1"
16-20	Titan and Titan XD 2wd/4wd		Stock	N/A		N/A	7748	A,E	1"
	7748 Uses Factory End Links or use 7961 as a replacement		2" lift	N/A		N/A	7847	A	1"
			4" Lift	N/A		N/A	7847	A	1"
16-20	NV1500, NV2500, NV3500 Van		Stock	N/A		N/A	7748	A,E	1"
TOYOTA									
16-21	4Runner	Stock	Stock	N/A	E	N/A	7988	A	7/8"
05-15	Hilux 4wd	Stock	Stock	7729	E	1-3/8"	7728	A,D	3/4"
2016	Hilux 4wd	Stock	Stock	7729	E	1-3/8"	7752	A,D	3/4"
07-16	Land Cruiser 78/79 Series contact Hellwig to confirm fitment dimensions	Stock	Stock	7755	E	1-5/16"	7756	E	1-1/4"
07-16	Land Cruiser 200 Series contact Hellwig to confirm fitment dimensions	Stock	Stock	7753	E	1-1/2"	7754	E	1-1/4"
	Does not fit vehicles with Kinematic Dynamic Suspension System (KDSS)								
01-07	Sequoia 2wd/4wd	Stock	Stock	7697	E	1-1/4"	7725	E	1-1/4"
95-04	Tacoma 2wd except Prerunner		Stock	N/A		N/A	7670		3/4"
05-15	Tacoma 2wd except Prerunner		Stock	N/A		N/A	7731	A,D	3/4"
95-04	Tacoma 4wd, Prerunner 2wd		Stock	N/A		N/A	7671		3/4"
05-15	Tacoma 4wd, Prerunner 2wd	Stock	Stock	7719	E	1-3/8"	7731	A,D	3/4"
		2" Lift	Stock	7719	E	1-3/8"	7731	A,D	3/4"
		4" Lift	2" lift	7719	E	1-3/8"	7887	A,D	3/4"
		6" Lift	4" Lift	7719	E	1-3/8"	7887	A,D	3/4"
16-23	Tacoma 2wd/4wd	Stock	Stock	7719	E	1-3/8"	7744	A,D	3/4"
		2" Lift	Stock	7719	E	1-3/8"	7744	A,D	3/4"
		4" Lift	2" lift	7719	E	1-3/8"	7855	A,D	3/4"
		6" Lift	4" Lift	7719	E	1-3/8"	7855	A,D	3/4"
00-06	Tundra Pickup 2wd/4wd	Stock	Stock	7697	E	1-1/4"	7700	A	1-1/8"
07-21	Tundra Pickup 2wd/4wd		Stock	N/A		N/A	7692	A	1-1/8"
	7692 w/o factory trailer hitch requires 7699 mtg kit		2" lift	N/A		N/A	7889	A	1-1/8"
			4" Lift	N/A		N/A	7889	A	1-1/8"
22-23	Tundra Pickup 2wd/4wd		Stock	N/A		N/A	7792	A	1-1/4"
WORKHORSE									
00-12	W20-22 Workhorse Motorhome Chassis (Gas Engine Only)	Stock	Stock	7218		1-5/8"	7219		1-3/4"
	rear axle shock casting separate from lower U-bolt clamp					Rear may need exhaust relocation			
04-12	W20-22 Workhorse Motorhome Chassis (Gas Engine Only)	Stock	Stock	7218		1-5/8"	7237		1-3/4"
	integral rear axle shock bracket and lower U-bolt clamp					Rear may need exhaust relocation			

FOOTNOTES

A	Adjustable Rate Sway Bar	B	Big Wig Sway Bar	D	Drilling May Be Required	E	Reuses Factory End Links
---	--------------------------	---	------------------	---	--------------------------	---	--------------------------



WARNING

This product can expose you to chemicals which are known to the State of California to cause cancer, birth defects and/or reproductive harm.
For more information go to www.P65Warnings.ca.gov.

HELPER
SPRINGS

PLUS

SWAY BARS

THE PERFECT MATCH

SWAY BARS & HELPER SPRINGS

HAMMERTONE
DURABLE FINISH

ADJUSTABLE
RIDE STIFFNESS

FEEL UNMATCHED STABILITY WHEN TOWING OR HAULING.

Both sway bars and helper springs greatly improve the handling and safety of your vehicle in loaded conditions, but in entirely different ways. Helper springs level the load, improving suspension longevity, braking performance and handling. Sway Bars tighten the roll stiffness, preventing sway in corners or windy conditions. By installing both springs and bars, the best possible conditions are created to help move your load.

PRODUCTS THAT WORK

ANY GOOD TRADESMAN KNOWS THE IMPORTANCE OF A SOLID FOUNDATION.



PRO SERIES HELPER SPRING

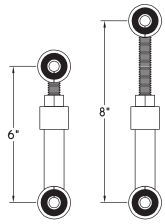
Hellwig Products keeps this in mind when designing and handcrafting every product we ship. No cookie-cutter production here, each product is engineered and custom modified to fit your vehicle make and model. Install our sway bars and/or helper springs and you'll have the right tools for any job site. Custom built in America, all metal parts are guaranteed for life.

Hellwig
SUSPENSION PRODUCTS

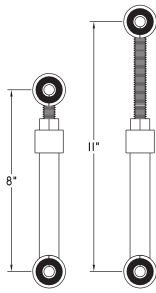
MADE IN
★ USA

WWW.HELLWIGPRODUCTS.COM

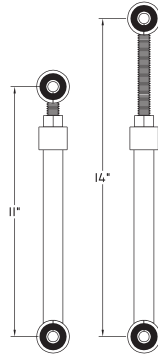
END LINKS



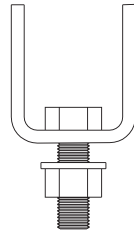
7960
MIN 6"
MAX 8"



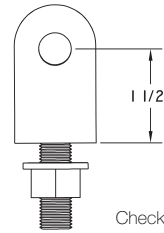
7961
MIN 8"
MAX 11"



7962
MIN 11"
MAX 14"



7964



Check online or call us for assistance finding your proper vehicle fitment.

END LINKS

Year	Application	Description	P/N	Notes
00-04	Ford Super Duty	Stock Height Front End Link Upgrade	7973	
00-04	Ford Super Duty	4-6" Lift Adjustable Front End Links	7977	
07-18	GM 1500	Stock Height Front End Link Upgrade, use with 7685	7985	
N/A	Standard	6-8" Adjustable Straight End Link	7960	G,M,Q
N/A	Standard	8-11" Adjustable Straight End Link	7961	G,M,Q
N/A	Standard	11-14" Adjustable Straight End Link	7962	G,M,Q
N/A	Standard	14-17" Adjustable Straight End Link	7963	G,M,Q
N/A	Mount Kit	Clevis for Horizontal Sway Bar Ends	7964	

FOOTNOTES

G	Designed for vehicles up to and including Class C motorhome and 1 ton pickup
M	May require a 7964 clevis mount kit for vehicles with horizontal mounting points
Q	May not fit on all vehicles, call for exact details

Hellwig

SUSPENSION PRODUCTS

**LOAD &
SWAY
CONTROL**

**MADE IN
AMERICA**
**HEAT
TREATED**



**4140
CHROMOLY
USA STEEL**

FEEL THE EFFECT
**HAMMERTONE
POWDERCOATED**

**ESTABLISHED
1946**

**ADJUSTABLE
LOAD CONTROL**
5160 USA STEEL

**LIFETIME
WARRANTY**



WARNING

This product can expose you to chemicals which are known to the State of California to cause cancer, birth defects and/or reproductive harm. For more information go to www.P65Warnings.ca.gov.


HELLWIGPRODUCTS.COM • 1-800-367-5480
customerservice@hellwigproducts.com

POWERSPORTS

POWERSPORTS SWAY BARS							
		FRONT KIT			REAR KIT		
Year	Application	P/N		Diameter	P/N		Diameter
ARCTIC CAT / TEXTRON							
15-19	Wildcat X	N/A		N/A	7832	A,E	1-1/8"
15-19	Wildcat 4X LTD	N/A		N/A	7832	A,E	1-1/8"
15-19	Wildcat X LTD	N/A		N/A	7832	A,E	1-1/8"

POLARIS							
10-14	Polaris Ranger 800	N/A		N/A	7860	E	1"
08-14	Polaris RZR S800	N/A		N/A	7861	A,E	3/4"
08-14	Polaris RZR 4 800	N/A		N/A	7861	A,E	3/4"
11-13	Polaris RZR XP900	N/A		N/A	7862	A,E	1"
11-13	Polaris RZR 4 XP900	N/A		N/A	7862	A,E	1"

FOOTNOTES	
A	Adjustable Rate Sway Bar
E	Reuses Factory End Links


WARNING

This product can expose you to chemicals which are known to the State of California to cause cancer, birth defects and/or reproductive harm.

For more information go to www.P65Warnings.ca.gov.



>> LEVEL HANDLING

INCREASED LEVEL LOAD CARRYING CAPACITY UP TO YOUR VEHICLE'S GVWR

>> FORGED FOR LIFE

HOT FORGED AND HEAT TREATED FROM A SINGLE PIECE OF CHROMOLY STEEL

MADE IN THE
U.S.A



SUPPORTING YOUR JOURNEY

SINCE 1946



YEAR	APPLICATION	FRONT KIT			REAR KIT		
		PART #	NOTES	DIA	PART #	NOTES	DIA
FORD							
66-69	Fairlane, Torino, Montego, Ranchero	6707		1-1/8"	N/A		N/A
70-71	Fairlane, Torino, Montego, Ranchero	6708		1-1/8"	N/A		N/A
63-65	Falcon, Comet	6706		1-1/8"	6806	A,D	3/4"
66-70	Falcon, Comet	6707		1-1/8"	6806	A,D	3/4"
65-66	Mustang	56706	T	1-1/4"	6806	A,D	3/4"
		6706		1-1/8"			
67-70	Mustang, Cougar	56707	T	1-1/4"	6806	A,D	3/4"
		6707		1-1/8"			
71-73	Mustang, Cougar	6708		1-1/8"	6808	A,D	3/4"
79-93	Mustang, Capri w/ 4 or 6 cyl engine	6701		1-5/16"	6801		1"
79-93	Mustang, Capri w/ V8 engine	6709		1-5/16"	6801		1"
94-04	Mustang w/o IRS	6704		1-5/16"	6801		1"
05-14	Mustang Coupe	56705	A,E,T	1-3/8"	56805	A,T	1"
		6705	A,E	1-3/8"	6805	A	1"
05-14	Mustang Convertible	56705	A,E,T	1-3/8"	6805	A	1"
15-22	Mustang	56715	A,E,T	1-3/8"	56815	A,E,T	1"
80-88	Thunderbird, Cougar	6701		1-5/16"	6800		1"
GM							
55-57	BelAir, 210, 150, Nomad, Wagon						
	w/ rear facing disc brake calipers or stock drum brakes	55723	D,T	1-5/16"	55822	A,D,T	1"
		5722	D	1-1/4"	5822	A,D	1"
	Rear Pocket kit use 58296 tubular or 8296 solid rear sway bar						
58-64	Bel Air, Impala, Impala SS	5712	D	1"	5812	D	7/8"
	5812 rear sway bar mounts to lower control arm						
65-70	Bel Air, Caprice, Impala, Impala SS	5713		1-1/8"	5813	D	1"
	5813 rear sway bar mounts to lower control arm						
67-69	Camaro, Firebird	55705	T	1-1/8"	55824	A,D,T	3/4"
	Rear sway bar will not fit monoleaf springs with factory traction control arm	5795		1-1/8"	5824	A,D	3/4"
70-81	Camaro, Firebird	55703	T	1-5/16"	5816	A,D	3/4"
		5703		1-5/16"	5802	D	1"
82-92	Camaro, Firebird	5704		1-5/16"	55817	A,T	7/8"
93-02	Camaro, Firebird	55701	T	1-3/8"	55817	A,T	7/8"
		5701		1-5/16"			
10-11	Camaro	55730	E,T	1-1/4"	55830	A,E,T	1"
12-15	Camaro w/ ball joint end links on rear sway bar	55730	E,T	1-1/4"	55830	A,E,T	1"
	55730 front way bar only fits vehicles w/o electric power assist steering						
12-15	Camaro w/ bayonet style end link on rear sway bar	55730	E,T	1-1/4"	55825	A,T	1"
	55730 front way bar only fits vehicles w/o electric power assist steering						
16-21	Camaro V6 and 4cyl Turbo	55726	E,T	1-1/4"	55826	A,E,T	1"
16-21	Camaro SS	55719	A,E,T	1-1/4"	55819	A,E,T	1-1/8"
97-04	Corvette C5	55732	A,E,T	1-3/8"	55832	A,E,T	1-1/8"
05-13	Corvette C6	55732	A,E,T	1-3/8"	55832	A,E,T	1-1/8"
64-67	GM A-Body	55765	T	1-1/4"	55864	A,D,T	1-1/8"
	55864 rear sway bar mounts to axle and frame, not control arms						
68-72	GM A-Body	55703	T	1-5/16"	55868	A,D,T	1-1/8"
	55868 rear sway bar mounts to axle and frame, not control arms						
64-72	GM A-Body (Factory Style RSB)	5703		1-5/16"	5800	D	1"
73-77	GM A-Body	55703	T	1-5/16"	5803	D	1-1/8"
		5703		1-5/16"			
78-88	GM A/G-Body	55700	T	1-5/16"	55809	A,D,T	1"
	55809 rear sway bar mounts to axle and frame, not control arms						
	Factory Style RSB	5700		1-5/16"	5815	D	1"
77-96	GM B-Body	55720	T	1-3/8"	5803	D	1-1/8"
	5803 rear sway bar will not fit wagon applications						
68-74	GM X-Body	55705	T	1-1/8"	55824	A,D,T	3/4"
		5795		1-1/8"	5824	A,D	3/4"
75-79	GM X-Body	55703	T	1-5/16"	55824	A,D,T	3/4"
		5703		1-5/16"	5824	A,D	3/4"
94-96	Impala SS	55720	T	1-3/8"	5820		1-1/8"
62-67	Nova, Chevy II	5718		1-1/8"	5818	A,D	3/4"
	Sway bars fit stock and CPP mini subframe						
64-72	GM A-Body Models: Chevelle, Malibu, El Camino, Monte Carlo, Cutlass, F85, LeMans, GTO, Skylark						
73-77	GM A-Body Models: Regal, Century, Chevelle, Malibu, Monte Carlo, Cutlass, LeMans, El Camino, F85, Grand Prix, Grand Am						
77-96	GM B-Body Models: Caprice, Impala, Impala SS, Roadmaster, Delta 88, Bonneville, Catalina, Parisienne						
78-87	GM A/G-Body Models: Regal, Century, Grand National, Malibu, Monte Carlo, Cutlass, LeMans, Grand Prix, El Camino						
68-79	GM X-Body Models: Nova, Ventura, Apollo, Omega						



WARNING

This product can expose you to chemicals which are known to the State of California to cause cancer, birth defects and/or reproductive harm.
For more information go to www.P65Warnings.ca.gov.

YEAR	APPLICATION	FRONT KIT			REAR KIT		
		PART #	NOTES	DIA	PART #	NOTES	DIA
MOPAR/DODGE/CHRYSLER							
09-20	Challenger	5910	A,E	1-1/4"	N/A		N/A
05-20	Charger	5910	A,E	1-1/4"	N/A		N/A
05-20	Chrysler 300C	5910	A,E	1-1/4"	N/A		N/A
05-10	Magnum RWD only	5910	A,E	1-1/4"	N/A		N/A
	will not fit AWD models						
63-66	Mopar A-Body	55914	D,T	1-1/4"	6907	A, D	3/4"
67-72	Mopar A-Body	55917	T	1-1/4"	6907	A, D	3/4"
	55917 provides clearance for 18" wheels with up to 5.75" backspace (will not fit factory end link tabs)						
		5906		1-1/8"			
73-76	Mopar A-Body	55905	D,T	1-1/8"	6907	A, D	3/4"
64-69	Mopar B-Body	55903	T	1-3/8"	6909	A, D	7/8"
		5903		1-1/8"			
1970	Mopar B-Body	55904	D,T	1-1/4"	6909	A, D	7/8"
		5904	D	1-1/8"			
71-72	Mopar B-Body	55904	D,T	1-1/4"	6911	A, D	7/8"
		5904	D	1-1/8"			
70-74	Mopar E-Body	55904	D,T	1-1/4"	6908	A, D	7/8"
		5904	D	1-1/8"			
Mopar A-Body: Dart, Duster, Valiant, Demon, Swinger, Scamp, 64-69 Barracuda							
Mopar B-Body: Charger, Super Bee, GTX, Road Runner, Belvedere, Coronet, Satellite							
Mopar E-Body: 70-74 Challenger, 'Cuda							

TESLA							
17-23	Model 3	7 986	A,E	1-1/4"	7906	A, E	7/8"

FOOTNOTES			
A	Adjustable Rate Sway Bar	E	Reuses Factory End Links
D	Drilling May Be Required	T	Tubular Sway Bars



FRAME FX		
Year	Application	P/N
64-67	GM A-Body (Fits 2 door models only except El Camino, convertible and wagon)	11102
	Some 1966 models need P/N 11100 instead, contact Hellwig for P/N confirmation	
68-72	GM A-Body (Fits 2 door models only except El Camino, convertible and wagon)	11100
78-87	GM G-Body (Fits 2 door models only except El Camino)	11104

64-72	GM A-Body Models: Chevelle, Malibu, El Camino, Monte Carlo, Cutlass, F85, LeMans, GTO, Skylark
78-87	GM G-Body Models: Regal, Century, Grand National, Malibu, Monte Carlo, Cutlass, LeMans, Grand Prix

WARNING

This product can expose you to chemicals which are known to the State of California to cause cancer, birth defects and/or reproductive harm.
For more information go to www.P65Warnings.ca.gov.

SINCE 1946



HELLWIG PRODUCTS CO, INC

16237 AVE 296 | VISALIA, CA 93292

1.800.367.5480 | 559.734.7451



>> SWAY BAR

TIGHTEN THE ROLL STIFFNESS,
PREVENTING SWAY IN CORNERS
OR WINDY CONDITIONS

>> HELPER SPRING

LEVEL THE LOAD, IMPROVING
SUSPENSION LONGEVITY, BRAKING
PERFORMANCE AND HANDLING

WWW.HELLWIGPRODUCTS.COM